



City of Freeport, Illinois

Office of the City Clerk • City Hall Building
524 W. Stephenson St. • Suite 310
Freeport, Illinois 61032
Phone (815) 235-8203, ext. 269
Facsimile (815) 235-8874

MARTHA "MEG" E. ZURAVEL
CITY CLERK

STATE OF ILLINOIS)
THE COUNTY OF STEPHENSON) SS
CITY OF FREEPORT)

CERTIFICATION OF ORDINANCE

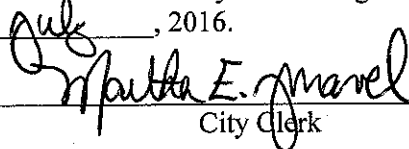
I, Martha Zuravel, do hereby certify that I am the duly qualified and acting City Clerk of the City of Freeport, Stephenson County, Illinois, and as such official I am the keeper of the records and files of the City Council (the "Corporate Authorities").

I do further certify that the attached ordinance constitutes a full, true and correct excerpt from the proceedings of the regular meeting of the Corporate Authorities held on the 5th of July, 2016, insofar as same relates to the adoption of an ordinance numbered and entitled:

ORDINANCE NO. 2016-36 **APPROPRIATION ORDINANCE, FISCAL YEAR 2016-2017** **FOR THE CITY OF FREEPORT, ILLINOIS**

I do further certify that the deliberations of the Corporate Authorities on the adoption of such Ordinance were taken openly, that the adoption of such Ordinance was duly moved and seconded, that the vote on the adoption of such Ordinance was taken openly and was preceded by a public recital of the nature of the matter being considered and such other information as would inform the public of the business being conducted, that such meeting was held at a specified time and place convenient to the public, that the agenda for the meeting was duly posted continuously on the website and at the City Hall at least 48 hours prior to the meeting; that notice of such meeting was duly given to all of the news media requesting such notice, that such meeting was called and held in strict compliance with the provisions of the open meeting laws of the State of Illinois, as amended, and the Illinois Municipal Code, as amended, and that the Corporate Authorities have complied with all of the applicable provisions of such open meeting laws and such Code and their procedural rules in the adoption of such Ordinance.

IN WITNESS WHEREOF, I hereunto affix my official signature and seal of the City of Freeport, Illinois, this 8th day of July, 2016.



City Clerk

(Seal)

**CITY OF FREEPORT
STEPHENSON COUNTY, ILLINOIS**

**ORDINANCE NO. 2016-36
(As amended July 5, 2016)**

**APPROPRIATION ORDINANCE,
FISCAL YEAR 2016-2017
FOR THE CITY OF FREEPORT, ILLINOIS**

**ADOPTED BY THE
CITY COUNCIL
OF THE
CITY OF FREEPORT, ILLINOIS**

THIS 5th DAY OF July 2016

**Published in pamphlet form by authority of the
City Council of the City of Freeport,
Stephenson County, Illinois, this
8th day of July, 2016**

**APPROPRIATION ORDINANCE,
FISCAL YEAR 2016-2017,
FOR THE CITY OF FREEPORT, ILLINOIS**

**ORDINANCE NO. 2016-36
(As amended July 5, 2016)**

**BE IT ORDAINED BY THE CITY COUNCIL OF THE CITY OF FREEPORT,
ILLINOIS** as follows:

Section 1. The sums of money in Exhibit A, attached hereto and incorporated herein as if fully set forth, or so much thereof as may be authorized by law, and as may be needed or deemed necessary to defray all expenses and liabilities of the City of Freeport, Illinois, are hereby appropriated for the corporate purposes and objects of said City, for the fiscal year 2016-2017 commencing May 1, 2016 and ending April 30, 2017.

Section 2. All unexpended balances of any item or items of any appropriation made by this Ordinance may be expended in making up any deficiency or deficiencies in any other item or items of the same general appropriation or in any like appropriation made by this Ordinance, and all appropriations unexpended to close of the fiscal year shall be placed to the credit of the fund as may be proper, provided that no such disposition shall be made of any fund covered by any contract or liability entered into upon the strength of any such appropriation and which shall remain unpaid at the close of said fiscal year, or of any special funds that by law are applicable to specific purposes only.


Section 3. This Ordinance is expressly adopted pursuant to the Home Rule Powers of the City of Freeport under Article VII, Section 6, of the Illinois Constitution of 1971.

Section 4. This Ordinance shall be in full force and effect from and after its passage, approval and publication as provided by law.

Section 5. All ordinances or parts of ordinances in conflict with this Ordinance are repealed insofar as they conflict.

Section 6. If any section, clause or provision of this Ordinance be declared by a Court of competent jurisdiction to be invalid, such decision shall not affect the validity of the Ordinance as a whole or any part thereof, other than the part so declared to be invalid, and this City Council hereby expressly declares that it would have enacted this Ordinance even with the invalid portion deleted.


PASSED BY THE CITY COUNCIL OF THE CITY OF FREEPORT, ILLINOIS this
5th day of July 2016.



Martha E. Zuravel, City Clerk

YEAS: Klemm, McCianathan, Ross, Miller, Busker, Brashaw, Koester and Chesney (8)
NAYS: none
ABSTAIN: none
PRESENT: Eight Alderpersons

July **APPROVED** by the Mayor of the City of Freeport this 8th day of
2016.


James L. Gitz, Mayor

Date Published: 07/08/2016
Date Effective: 07/08/2016

City of Freeport
FY 2017 Appropriation As Amended
May 1, 2016 - April 30, 2017
As of 7/05/2016

						Original	Amended
						6/3/2016	7/5/2016
Corporate Fund Revenues							
1	0	399.10	Property Tax	\$	2,448,041.00		
1	0	399.20	Selective Sales and Use Taxes	\$	2,610,000.00		
1	0	399.30	Intergovernmental Revenues	\$	12,128,919.00		
1	0	399.40	Licenses and Fees	\$	838,260.00		
1	0	399.50	Charges for Services	\$	143,500.00		
1	0	399.60	Fines	\$	286,500.00		
1	0	399.70	Rent	\$	100,000.00		
1	0	399.80	Interest	\$	3,500.00		
1	0	399.90	Miscellaneous	\$	288,000.00		
1	0	399.10	Operating Transfers	\$	405,000.00	\$	480,000.00
1	0	399.11	Debt Proceeds	\$	2,495,000.00	\$	2,514,780.00
1	0	399.12	Transfer From FY2015 Surplus For Pensions	\$	400,000.00	\$	334,871.00
Total Corporate Fund Revenues				\$	<u>22,146,720.00</u>	\$	<u>22,176,371.00</u>
Corporate Fund Expenditures							
CITY COUNCIL							
1	11	399.00	Departmental Revenue	\$	-		
1	11	499.10	Total Personnel Services	\$	30,399.00		
1	11	499.20	Total Personnel Benefits	\$	2,423.00		
1	11	599.00	Total Contractual Services	\$	21,500.00	\$	\$19,500.00
1	11	699.00	Total Supplies	\$	-		
1	11	799.00	Total Capital Outlay	\$	-		
1	11	899.00	Debt Service	\$	-		
1	11	999.00	Operating Transfers	\$	-		
Total City Council				\$	<u>54,322.00</u>	\$	<u>52,322.00</u>
COMMISSIONS							
1	12	399.00	Departmental Revenue	\$	-		
1	12	499.10	Total Personnel Services	\$	4,300.00		
1	12	499.20	Total Personnel Benefits	\$	556.00		
1	12	599.00	Total Contractual Services	\$	14,900.00		
1	12	699.00	Total Supplies	\$	375.00		
1	12	799.00	Total Capital Outlay	\$	-		
1	12	899.00	Debt Service	\$	-		
1	12	999.00	Operating Transfers	\$	-		
Total Commissions				\$	<u>20,131.00</u>		
CITY CLERK'S OFFICE							
1	13	399.00	Departmental Revenue	\$	-		
1	13	499.10	Total Personnel Services	\$	96,771.00		
1	13	499.20	Total Personnel Benefits	\$	53,847.00	\$	54,803.00
1	13	599.00	Total Contractual Services	\$	4,500.00		
1	13	699.00	Total Supplies	\$	1,900.00		
1	13	799.00	Total Capital Outlay	\$	1,000.00		
1	13	899.00	Debt Service	\$	-		
1	13	999.00	Operating Transfers	\$	-		
Total City Clerk				\$	<u>158,018.00</u>	\$	<u>158,974.00</u>

City of Freeport
FY 2017 Appropriation As Amended
May 1, 2016 - April 30, 2017
As of 7/05/2016

				Original	Amended
				6/3/2016	7/5/2016
MAYOR'S OFFICE					
1	21	399.00	Departmental Revenue	\$ -	
1	21	499.10	Total Personnel Services	\$ 127,497.00	
1	21	499.20	Total Personnel Benefits	\$ 63,045.00	\$ 64,294.00
1	21	599.00	Total Contractual Services	\$ 12,500.00	\$ 9,000.00
1	21	699.00	Total Supplies	\$ 2,300.00	
1	21	799.00	Total Capital Outlay	\$ -	
1	21	899.00	Debt Service	\$ -	
1	21	999.00	Operating Transfers	\$ -	
Total Mayor's Office				\$ 205,342.00	\$ 203,091.00
OFFICE OF FINANCE AND BUDGET					
1	31	399.00	Departmental Revenue	\$ -	
1	31	499.10	Total Personnel Services	\$ 154,041.00	144,041.00
1	31	499.20	Total Personnel Benefits	\$ 66,292.00	\$ 67,526.00
1	31	599.00	Total Contractual Services	\$ 93,000.00	\$ 83,000.00
1	31	699.00	Total Supplies	\$ 2,700.00	
1	31	799.00	Total Capital Outlay	\$ 1,000.00	
1	31	899.00	Debt Service	\$ -	
1	31	999.00	Operating Transfers	\$ -	
Total Office of Finance and Budget				\$ 317,033.00	\$ 298,267.00
CITY TREASURER'S OFFICE					
1	32	399.00	Departmental Revenue	\$ -	
1	32	499.10	Total Personnel Services	\$ 58,604.00	
1	32	499.20	Total Personnel Benefits	\$ 23,861.00	\$ 24,436.00
1	32	599.00	Total Contractual Services	\$ 2,541.00	
1	32	699.00	Total Supplies	\$ 915.00	
1	32	799.00	Total Capital Outlay	\$ -	
1	32	899.00	Debt Service	\$ -	
1	32	999.00	Operating Transfers	\$ -	
Total Treasurer's Office				\$ 85,921.00	\$ 86,496.00
LEGAL DEPARTMENT					
1	33	399.00	Departmental Revenue	\$ -	
1	33	499.10	Total Personnel Services	\$ -	
1	33	499.20	Total Personnel Benefits	\$ -	
1	33	599.00	Total Contractual Services	\$ 198,000.00	
1	33	699.00	Total Supplies	\$ -	
1	33	799.00	Total Capital Outlay	\$ -	
1	33	899.00	Debt Service	\$ -	
1	33	999.00	Operating Transfers	\$ -	
Total Legal Department				\$ 198,000.00	

City of Freeport
FY 2017 Appropriation As Amended
May 1, 2016 - April 30, 2017
As of 7/05/2016

						Original 6/3/2016	Amended 7/5/2016
DEPARTMENT OF PUBLIC WORKS							
1	41	399.00	Departmental Revenue	\$		-	
1	41	499.10	Total Personnel Services	\$	125,445.00		
1	41	499.20	Total Personnel Benefits	\$	65,334.00	\$	66,540.00
1	41	599.00	Total Contractual Services	\$	1,500.00		
1	41	699.00	Total Supplies	\$	750.00		
1	41	799.00	Total Capital Outlay	\$-			
1	41	899.00	Debt Service	\$-			
1	41	999.00	Operating Transfers	\$-			
Total Department of Public Works				\$	193,029.00	\$	194,235.00
GENERAL GOVERNMENT BUILDINGS							
1	42	399.00	Departmental Revenue	\$	-	\$	-
1	42	499.10	Total Personnel Services	\$	-	\$	-
1	42	499.20	Total Personnel Benefits	\$	-	\$	-
1	42	599.00	Total Contractual Services	\$	185,500.00		
1	42	699.00	Total Supplies	\$	21,300.00	\$	20,300.00
1	42	799.00	Total Capital Outlay	\$	2,495,000.00		
1	42	899.00	Debt Service	\$	-	\$	-
1	42	999.00	Operating Transfers	\$	-	\$	-
Total General Government Buildings				\$	2,701,800.00	\$	2,700,800.00
AIRPORT AUTHORITY							
1	43	399.00	Departmental Revenue	\$	140,000.00		
1	43	499.10	Total Personnel Services	\$	-		
1	43	499.20	Total Personnel Benefits	\$	-		
1	43	599.00	Total Contractual Services	\$	127,202.00		
1	43	699.00	Total Supplies	\$	23,900.00		
1	43	799.00	Total Capital Outlay	\$	405,000.00		
1	43	899.00	Debt Service	\$-			
1	43	949.00	Other Expenditures	\$	40,000.00		
1	43	999.00	Operating Transfers	\$-			
Total Airport Authority				\$	596,102.00		
STREET DEPARTMENT							
1	44	399.00	Departmental Revenue	\$	-		
1	44	499.10	Total Personnel Services	\$	662,772.00		
1	44	499.20	Total Personnel Benefits	\$	461,808.00	\$	467,475.00
1	44	599.00	Total Contractual Services	\$	188,370.00		
1	44	699.00	Total Supplies	\$	503,000.00	\$	478,000.00
1	44	799.00	Total Capital Outlay	\$	2,500.00		
1	44	899.00	Debt Service	\$	-		
1	44	999.00	Operating Transfers	\$	-		
Total Street Department				\$	1,818,450.00	\$	1,799,117.00

City of Freeport
FY 2017 Appropriation As Amended
May 1, 2016 - April 30, 2017
As of 7/05/2016

				Original	Amended
				6/3/2016	7/5/2016
CITY CEMETERY					
1	45	399.00	Departmental Revenue	\$ -	
1	45	499.10	Total Personnel Services	\$ 52,463.00	
1	45	499.20	Total Personnel Benefits	\$ 36,505.00	\$ 36,951.00
1	45	599.00	Total Contractual Services	\$ 4,500.00	
1	45	699.00	Total Supplies	\$ 3,150.00	
1	45	799.00	Total Capital Outlay	\$ 500.00	
1	45	899.00	Debt Service	\$ -	
1	45	999.00	Operating Transfers	\$ -	
Total City Cemetery				\$ 97,118.00	\$ 97,564.00
FORESTRY					
1	46	399.00	Departmental Revenue	\$ -	
1	46	499.10	Total Personnel Services	\$ 101,937.00	
1	46	499.20	Total Personnel Benefits	\$ 70,776.00	\$ 71,741.00
1	46	599.00	Total Contractual Services	\$ 39,500.00	36,500.00
1	46	699.00	Total Supplies	\$ 5,500.00	
1	46	799.00	Total Capital Outlay	\$ -	
1	46	899.00	Debt Service	\$ -	
1	46	999.00	Operating Transfers	\$ -	
Total Forestry				\$ 217,713.00	\$ 215,678.00
TRAFFIC ENGINEERING					
1	47	399.00	Departmental Revenue	\$ -	
1	47	499.10	Total Personnel Services	\$ -	
1	47	499.20	Total Personnel Benefits	\$ -	
1	47	599.00	Total Contractual Services	\$ 16,000.00	
1	47	699.00	Total Supplies	\$ 2,500.00	
1	47	799.00	Total Capital Outlay	\$ -	
1	47	899.00	Debt Service	\$ -	
1	47	999.00	Operating Transfers	\$ -	
Total Traffic Engineering				\$ 18,500.00	
STREET LIGHTS					
1	48	399.00	Departmental Revenue	\$ -	
1	48	499.10	Total Personnel Services	\$ -	
1	48	499.20	Total Personnel Benefits	\$ -	
1	48	599.00	Total Contractual Services	\$ 6,000.00	
1	48	699.00	Total Supplies	\$ 233,000.00	
1	48	799.00	Total Capital Outlay	\$ -	
1	48	899.00	Debt Service	\$ -	
1	48	999.00	Operating Transfers	\$ -	
Total Street Lights				\$ 239,000.00	

City of Freeport
FY 2017 Appropriation As Amended
May 1, 2016 - April 30, 2017
As of 7/05/2016

				Original 6/3/2016	Amended 7/5/2016
COMMUNITY DEVELOPMENT					
1	49	399.00	Departmental Revenue	\$ -	
1	49	499.10	Total Personnel Services	\$ 168,240.00	
1	49	499.20	Total Personnel Benefits	\$ 90,984.00	\$ 92,381.00
1	49	599.00	Total Contractual Services	\$ 15,800.00	15,800.00
1	49	699.00	Total Supplies	\$ 2,900.00	
1	49	799.00	Total Capital Outlay	\$ 4,600.00	
1	49	899.00	Debt Service	\$ -	
1	49	999.00	Operating Transfers	\$ -	
Total Community Development				<u>\$ 282,524.00</u>	<u>\$ 283,921.00</u>
POLICE DEPARTMENT					
1	51	399.00	Departmental Revenue	\$ -	
1	51	499.10	Total Personnel Services	\$ 3,900,149.00	\$ 3,916,134.00
1	51	499.20	Total Personnel Benefits	\$ 3,333,078.00	\$ 3,347,615.00
1	51	599.00	Total Contractual Services	\$ 169,883.00	\$ 169,883.00
1	51	699.00	Total Supplies	\$ 139,000.00	\$ 133,200.00
1	51	799.00	Total Capital Outlay	\$ 20,200.00	\$ 15,200.00
1	51	899.00	Debt Service	\$ -	
1	51	999.00	Operating Transfers	\$ -	
Total Police Department				<u>\$ 7,562,310.00</u>	<u>\$ 7,582,032.00</u>
FIRE DEPARTMENT					
1	52	399.00	Departmental Revenue	\$ -	
1	52	499.10	Total Personnel Services	\$ 3,120,085.00	\$ 3,089,722.00
1	52	499.20	Total Personnel Benefits	\$ 2,187,476.00	\$ 2,203,740.00
1	52	599.00	Total Contractual Services	\$ 87,250.00	
1	52	699.00	Total Supplies	\$ 77,700.00	
1	52	799.00	Total Capital Outlay	\$ 1,600.00	
1	52	899.00	Debt Service	\$ -	
1	52	999.00	Operating Transfers	\$ -	
Total Fire Department				<u>\$ 5,474,111.00</u>	<u>\$ 5,460,012.00</u>
BUILDING DEPARTMENT					
1	53	399.00	Departmental Revenue	\$ -	
1	53	499.10	Total Personnel Services	\$ 95,499.00	
1	53	499.20	Total Personnel Benefits	\$ 36,948.00	\$ 37,883.00
1	53	599.00	Total Contractual Services	\$ 29,275.00	
1	53	699.00	Total Supplies	\$ 1,650.00	
1	53	799.00	Total Capital Outlay	\$ 5,400.00	
1	53	899.00	Debt Service	\$ -	
1	53	999.00	Operating Transfers	\$ -	
Total Building Department				<u>\$ 168,772.00</u>	<u>\$ 169,707.00</u>

City of Freeport
FY 2017 Appropriation As Amended
May 1, 2016 - April 30, 2017
As of 7/05/2016

				Original	Amended
				6/3/2016	7/5/2016
ANIMAL CONTROL					
1	54	399.00	Departmental Revenue	\$ -	
1	54	499.10	Total Personnel Services	\$ 46,723.00	
1	54	499.20	Total Personnel Benefits	\$ 22,878.00	\$ 23,270.00
1	54	599.00	Total Contractual Services	\$ 6,825.00	
1	54	699.00	Total Supplies	\$ -	
1	54	799.00	Total Capital Outlay	\$ 1,500.00	
1	54	899.00	Debt Service	\$ -	
1	54	999.00	Operating Transfers	\$ -	
Total Animal Control				\$ 77,926.00	\$ 78,318.00
HEARING ADMINISTRATION					
1	55	399.00	Departmental Revenue	\$ -	
1	55	499.10	Total Personnel Services	\$ -	
1	55	499.20	Total Personnel Benefits	\$ -	
1	55	599.00	Total Contractual Services	\$ 10,000.00	
1	55	699.00	Total Supplies	\$ -	
1	55	799.00	Total Capital Outlay	\$ -	
1	55	899.00	Debt Service	\$ -	
1	55	999.00	Operating Transfers	\$ -	
Total Hearing Administration				\$ 10,000.00	
HUMAN RESOURCES					
1	61	399.00	Departmental Revenue	\$ -	
1	61	499.10	Total Personnel Services	\$ 59,072.00	
1	61	499.20	Total Personnel Benefits	\$ 24,851.00	\$ 25,434.00
1	61	599.00	Total Contractual Services	\$ 12,000.00	
1	61	699.00	Total Supplies	\$ 1,700.00	\$ 2,050.00
1	61	799.00	Total Capital Outlay	\$ -	
1	61	899.00	Debt Service	\$ -	
1	61	999.00	Operating Transfers	\$ -	
Total Human Resources				\$ 97,623.00	\$ 98,556.00
MANAGEMENT INFORMATION SYSTEMS					
1	62	399.00	Departmental Revenue	\$ -	
1	62	499.10	Total Personnel Services	\$ -	
1	62	499.20	Total Personnel Benefits	\$ -	
1	62	599.00	Total Contractual Services	\$ 20,000.00	
1	62	699.00	Total Supplies	\$ -	
1	62	799.00	Total Capital Outlay	\$ 110,000.00	
1	62	899.00	Debt Service	\$ -	
1	62	999.00	Operating Transfers	\$ -	
Total Mgmt. Information Systems				\$ 130,000.00	

City of Freeport
FY 2017 Appropriation As Amended
May 1, 2016 - April 30, 2017
As of 7/05/2016

				Original	Amended
				6/3/2016	7/5/2016
INTERDEPARTMENTAL EXPENDITURES					
1	63	399.00	Departmental Revenue	\$ -	
1	63	499.10	Total Personnel Services	\$ 119,150.00	\$ 119,150.00
1	63	499.20	Total Personnel Benefits	\$ 375,000.00	\$ 375,000.00
1	63	599.00	Total Contractual Services	\$ 573,800.00	\$ 596,800.00
1	63	699.00	Total Supplies	\$ 5,900.00	\$ 5,900.00
1	63	799.00	Total Capital Outlay	\$ -	
1	63	899.00	Debt Service	\$ -	
1	63	999.00	Operating Transfers	\$ 154,907.00	\$ 481,845.00
Total Interdepartmental Expenditures				\$ 1,228,757.00	\$ 1,578,695.00
GRANT FUND					
5311 Transportation Grant					
5	13	399.00	Departmental Revenue	\$ 1,114,500.00	
5	13	499.10	Total Personnel Services	\$ -	
5	13	499.20	Total Personnel Benefits	\$ -	
5	13	599.00	Total Contractual Services	\$ 1,114,500.00	
5	13	699.00	Total Supplies	\$ -	
5	13	799.00	Total Capital Outlay	\$ -	
5	13	899.00	Debt Service	\$ -	
5	13	999.00	Operating Transfers	\$ -	
Total Transportation Grant				\$ 1,114,500.00	
Downstate Operating Assistance Program					
5	13.1	399.00	Departmental Revenue	\$ 171,443.00	
5	13.1	499.10	Total Personnel Services	\$ 20,452.00	
5	13.1	499.20	Total Personnel Benefits	\$ 1,565.00	
5	13.1	599.00	Total Contractual Services	\$ 149,427.00	
5	13.1	699.00	Total Supplies	\$ -	
5	13.1	799.00	Total Capital Outlay	\$ -	
5	13.1	899.00	Debt Service	\$ -	
5	13.1	999.00	Operating Transfers	\$ -	
Total Operating Assistance Program				\$ 171,444.00	
Brownfield Area-Wide Planning Grant					
5	17.1	399.00	Departmental Revenue	\$ 162,301.00	
5	17.1	399.10	Matching Grant	\$ -	\$ 4,416.00
5	17.1	499.10	Total Personnel Services	\$ -	
5	17.1	499.20	Total Personnel Benefits	\$ -	
5	17.1	599.00	Total Contractual Services	\$ 166,717.00	
5	17.1	699.00	Total Supplies	\$ -	
5	17.1	799.00	Total Capital Outlay	\$ -	
5	17.1	899.00	Debt Service	\$ -	
5	17.1	999.00	Matching Grant	\$ (4,416.00)	\$ -
Total Brownfield Area-Wide Planning				\$ 162,301.00	\$ 166,717.00

City of Freeport
FY 2017 Appropriation As Amended
May 1, 2016 - April 30, 2017
As of 7/05/2016

				Original	Amended
				6/3/2016	7/5/2016
Brownfield Hazardous Substance Assessment Grant					
5	17.2	399.00	Departmental Revenue	\$ 159,950.00	
5	17.2	499.10	Total Personnel Services	\$ -	
5	17.2	499.20	Total Personnel Benefits	\$ -	
5	17.2	599.00	Total Contractual Services	\$ 159,950.00	
5	17.2	699.00	Total Supplies	\$ -	
5	17.2	799.00	Total Capital Outlay	\$ -	
5	17.2	899.00	Debt Service	\$ -	
5	17.2	999.00	Operating Transfers	\$ -	
Total Brownfield Hazardous Substance Assessment				<u>\$ 159,950.00</u>	
Brownfield Petroleum Assessment Grant					
5	17.3	399.00	Departmental Revenue	\$ 192,965.00	
5	17.3	499.10	Total Personnel Services	\$ -	
5	17.3	499.20	Total Personnel Benefits	\$ -	
5	17.3	599.00	Total Contractual Services	\$ 192,965.00	
5	17.3	699.00	Total Supplies	\$ -	
5	17.3	799.00	Total Capital Outlay	\$ -	
5	17.3	899.00	Debt Service	\$ -	
5	17.3	999.00	Operating Transfers	\$ -	
Total Brownfield Petroleum Assessment				<u>\$ 192,965.00</u>	
Brownfield Alum Street Cleanup Grant - Site A					
5	17.4	399.00	Departmental Revenue	\$ 173,132.00	
5	17.4	399.10	Matching Grant	\$ -	\$ 40,000.00
5	17.4	499.10	Total Personnel Services	\$ -	
5	17.4	499.20	Total Personnel Benefits	\$ -	
5	17.4	599.00	Total Contractual Services	\$ 203,133.00	\$ 213,132.00
5	17.4	699.00	Total Supplies	\$ -	
5	17.4	799.00	Total Capital Outlay	\$ -	
5	17.4	899.00	Debt Service	\$ -	
5	17.4	999.00	Matching Grant	\$ (40,000.00)	\$ -
Total Brownfield Alum Street Cleanup - Site A				<u>\$ 163,133.00</u>	<u>\$ 213,132.00</u>
Brownfield Alum Street Cleanup Grant - Site B					
5	17.5	399.00	Departmental Revenue	\$ 173,132.00	
5	17.5	399.10	Matching Grant	\$ -	\$ 40,000.00
5	17.5	499.10	Total Personnel Services	\$ -	
5	17.5	499.20	Total Personnel Benefits	\$ -	
5	17.5	599.00	Total Contractual Services	\$ 203,133.00	\$ 213,132.00
5	17.5	699.00	Total Supplies	\$ -	
5	17.5	799.00	Total Capital Outlay	\$ -	
5	17.5	899.00	Debt Service	\$ -	
5	17.5	999.00	Matching Grant	\$ (40,000.00)	\$ -
Total Brownfield Alum Street Cleanup - Site B				<u>\$ 163,133.00</u>	<u>\$ 213,132.00</u>

City of Freeport
FY 2017 Appropriation As Amended
May 1, 2016 - April 30, 2017
As of 7/05/2016

				Original	Amended
				6/3/2016	7/5/2016
Brownfield Alum Street Cleanup Grant - Site C					
5	17.6	399.00	Departmental Revenue	\$ 173,132.00	
5	17.6	399.10	Matching Grant	\$ -	\$ 40,000.00
5	17.6	499.10	Total Personnel Services	\$ -	
5	17.6	499.20	Total Personnel Benefits	\$ -	
5	17.6	599.00	Total Contractual Services	\$ 203,133.00	\$ 213,132.00
5	17.6	699.00	Total Supplies	\$ -	
5	17.6	799.00	Total Capital Outlay	\$ -	
5	17.6	899.00	Debt Service	\$ -	
5	17.6	999.00	Matching Grant	\$ (40,000.00)	\$ -
Total Brownfield Alum Street Cleanup - Site C				\$ 163,133.00	\$ 213,132.00
FEMA					
5	27	399.00	Departmental Revenue	\$ 12,018.00	
5	27	399.10	Matching Grant	\$ -	\$ 1,991.00
5	27	499.10	Total Personnel Services	\$ -	
5	27	499.20	Total Personnel Benefits	\$ -	
5	27	599.00	Total Contractual Services	\$ 14,009.00	
5	27	699.00	Total Supplies	\$ -	
5	27	799.00	Total Capital Outlay	\$ -	
5	27	899.00	Debt Service	\$ -	
5	27	999.00	Matching Grant	\$ (1,991.00)	\$ -
Total FEMA				\$ 12,018.00	\$ 14,009.00
Bullet Proof Vest Grant					
5	29	399.00	Departmental Revenue	\$ 2,500.00	
5	29	399.10	Matching Grant	\$ -	\$ 2,500.00
5	29	499.10	Total Personnel Services	\$ -	
5	29	499.20	Total Personnel Benefits	\$ -	
5	29	599.00	Total Contractual Services	\$ 5,000.00	\$ 5,000.00
5	29	699.00	Total Supplies	\$ -	
5	29	799.00	Total Capital Outlay	\$ -	
5	29	899.00	Debt Service	\$ -	
5	29	999.00	Matching Grant	\$ (2,500.00)	\$ -
Total Bullet Proof Vest				\$ 2,500.00	\$ 5,000.00
DUI EQUIPMENT FORFEITURES					
5	31	399.00	Departmental Revenue	\$ 30,000.00	
5	31	499.10	Total Personnel Services	\$ -	
5	31	499.20	Total Personnel Benefits	\$ -	
5	31	599.00	Total Contractual Services	\$ 30,000.00	
5	31	699.00	Total Supplies	\$ -	
5	31	799.00	Total Capital Outlay	\$ -	
5	31	899.00	Debt Service	\$ -	
5	31	999.00	Operating Transfers	\$ -	
Total DUI Equipment Forfeitures				\$ 30,000.00	

City of Freeport
FY 2017 Appropriation As Amended
May 1, 2016 - April 30, 2017
As of 7/05/2016

				Original	Amended
				6/3/2016	7/5/2016
IDNR BOAT LAUNCH GRANT					
5	38	399.00	Departmental Revenue	\$ 57,402.00	
5	38	499.10	Total Personnel Services	\$ -	
5	38	499.20	Total Personnel Benefits	\$ -	
5	38	599.00	Total Contractual Services	\$ 57,402.00	
5	38	699.00	Total Supplies	\$ -	
5	38	799.00	Total Capital Outlay	\$ -	
5	38	899.00	Debt Service	\$ -	
5	38	999.00	Operating Transfers	\$ -	
Total IDNR Boat Launch				\$ 57,402.00	
FEM-AFG					
5	45	399.00	Departmental Revenue	\$ 124,205.00	
5	45	399.10	Matching Grant	\$ -	\$ 12,420.00
5	45	499.10	Total Personnel Services	\$ -	
5	45	499.20	Total Personnel Benefits	\$ -	
5	45	599.00	Total Contractual Services	\$ 135,125.00	
5	45	699.00	Total Supplies	\$ -	
5	45	799.00	Total Capital Outlay	\$ -	
5	45	899.00	Debt Service	\$ -	
5	45	999.00	Matching Grant	\$ (12,420.00)	\$ -
Total FEM-AFG				\$ 122,705.00	\$ 135,125.00
USDA LOCAL FOODS					
5	49	399.00	Departmental Revenue	\$ 111,000.00	
5	49	499.10	Total Personnel Services	\$ -	
5	49	499.20	Total Personnel Benefits	\$ -	
5	49	599.00	Total Contractual Services	\$ 111,000.00	
5	49	699.00	Total Supplies	\$ -	
5	49	799.00	Total Capital Outlay	\$ -	
5	49	899.00	Debt Service	\$ -	
5	49	999.00	Operating Transfers	\$ -	
Total USDA Local Foods				\$ 111,000.00	
Sex Offender Registration					
5	51	399.00	Departmental Revenue	\$ 6,000.00	
5	51	499.10	Total Personnel Services	\$ -	
5	51	499.20	Total Personnel Benefits	\$ -	
5	51	599.00	Total Contractual Services	\$ 6,000.00	\$ 6,000.00
5	51	699.00	Total Supplies	\$ -	
5	51	799.00	Total Capital Outlay	\$ -	
5	51	899.00	Debt Service	\$ -	
5	51	999.00	Operating Transfers	\$ (6,000.00)	\$ -
Total Sex Offender Registration				\$ -	\$ 6,000.00

City of Freeport
FY 2017 Appropriation As Amended
May 1, 2016 - April 30, 2017
As of 7/05/2016

				Original	Amended
				6/3/2016	7/5/2016
Sustained Traffic Enforcement					
5	51.1	399.00	Departmental Revenue	\$ -	\$ 5,000.00
5	51.1	499.10	Total Personnel Services	\$ -	
5	51.1	499.20	Total Personnel Benefits	\$ -	
5	51.1	599.00	Total Contractual Services	\$ -	\$ 5,000.00
5	51.1	699.00	Total Supplies	\$ -	
5	51.1	799.00	Total Capital Outlay	\$ -	
5	51.1	899.00	Debt Service	\$ -	
5	51.1	999.00	Operating Transfers	\$ -	\$ -
Total Traffic Enforcement				<u>\$ -</u>	<u>\$ 5,000.00</u>
IHDA BLIGHT REDUCTION GRANT RND-1					
5	53.1	399.00	Departmental Revenue	\$ 449,442.00	
5	53.1	499.10	Total Personnel Services	\$ -	
5	53.1	499.20	Total Personnel Benefits	\$ -	
5	53.1	599.00	Total Contractual Services	\$ 449,442.00	
5	53.1	699.00	Total Supplies	\$ -	
5	53.1	799.00	Total Capital Outlay	\$ -	
5	53.1	899.00	Debt Service	\$ -	
5	53.1	999.00	Operating Transfers	\$ -	
Total IHDA Blight Reduction Rnd-1				<u>\$ 449,442.00</u>	
IHDA BLIGHT REDUCTION GRANT RND-2					
5	53.2	399.00	Departmental Revenue	\$ 525,000.00	
5	53.2	499.10	Total Personnel Services	\$ -	
5	53.2	499.20	Total Personnel Benefits	\$ -	
5	53.2	599.00	Total Contractual Services	\$ 525,000.00	
5	53.2	699.00	Total Supplies	\$ -	
5	53.2	799.00	Total Capital Outlay	\$ -	
5	53.2	899.00	Debt Service	\$ -	
5	53.2	999.00	Operating Transfers	\$ -	
Total IHDA Blight Reduction Rnd-2				<u>\$ 525,000.00</u>	
FREEPORT WORKING TOGETHER PROGRAM					
5	54	399.00	Departmental Revenue	\$ 5,000.00	
5	54	499.10	Total Personnel Services	\$ -	
5	54	499.20	Total Personnel Benefits	\$ -	
5	54	599.00	Total Contractual Services	\$ 5,000.00	
5	54	699.00	Total Supplies	\$ -	
5	54	799.00	Total Capital Outlay	\$ -	
5	54	899.00	Debt Service	\$ -	
5	54	999.00	Operating Transfers	\$ -	
Total Freeport Working Together Program				<u>\$ 5,000.00</u>	

City of Freeport
FY 2017 Appropriation As Amended
May 1, 2016 - April 30, 2017
As of 7/05/2016

						Original	Amended
						6/3/2016	7/5/2016
IDNR - CITY OF FREEPORT FLOOD MITIGATION PROJECT							
5	55	399.00	Departmental Revenue	\$		85,000.00	
5	55	499.10	Total Personnel Services	\$		-	
5	55	499.20	Total Personnel Benefits	\$		-	
5	55	599.00	Total Contractual Services	\$		85,000.00	
5	55	699.00	Total Supplies	\$		-	
5	55	799.00	Total Capital Outlay	\$		-	
5	55	899.00	Debt Service	\$		-	
5	55	999.00	Operating Transfers	\$		-	
Total IDNR-City of Freeport Flood Mitigation Project				\$		<u>85,000.00</u>	
LIBRARY FUND							
Operations							
13	0	399.00	Departmental Revenue	\$		1,126,677.00	
13	0	499.10	Total Personnel Services	\$		515,214.00	
13	0	499.20	Total Personnel Benefits	\$		219,413.00	\$ 223,191.00
13	0	599.00	Total Contractual Services	\$		227,750.00	
13	0	699.00	Total Supplies	\$		156,300.00	
13	0	799.00	Total Capital Outlay	\$		8,000.00	
13	0	899.00	Debt Service	\$		-	
13	0	999.00	Operating Transfers	\$		-	
Total Operations				\$		<u>1,126,677.00</u>	\$ 1,130,455.00
Per-Capita Grant							
13	1	399.00	Departmental Revenue	\$		27,000.00	
13	1	499.10	Total Personnel Services	\$		-	
13	1	499.20	Total Personnel Benefits	\$		-	
13	1	599.00	Total Contractual Services	\$		-	
13	1	699.00	Total Supplies	\$		27,000.00	
13	1	799.00	Total Capital Outlay	\$		-	
13	1	899.00	Debt Service	\$		-	
13	1	999.00	Operating Transfers	\$		-	
Total Per-Capita Grant				\$		<u>27,000.00</u>	
Gifts & Memorials							
13	3	399.00	Departmental Revenue	\$		30,000.00	
13	3	499.10	Total Personnel Services	\$		-	
13	3	499.20	Total Personnel Benefits	\$		-	
13	3	599.00	Total Contractual Services	\$		10,000.00	
13	3	699.00	Total Supplies	\$		15,000.00	
13	3	799.00	Total Capital Outlay	\$		5,000.00	
13	3	899.00	Debt Service	\$		-	
13	3	999.00	Operating Transfers	\$		-	
Total Gifts & Memorials				\$		<u>30,000.00</u>	

City of Freeport
FY 2017 Appropriation As Amended
May 1, 2016 - April 30, 2017
As of 7/05/2016

				Original	Amended
				6/3/2016	7/5/2016
Capital Equipment					
13	4	399.00	Departmental Revenue	\$ 10,075.00	
13	4	499.10	Total Personnel Services	\$ -	
13	4	499.20	Total Personnel Benefits	\$ -	
13	4	599.00	Total Contractual Services	\$ 10,000.00	
13	4	699.00	Total Supplies	\$ -	
13	4	799.00	Total Capital Outlay	\$ -	
13	4	899.00	Debt Service	\$ -	
13	4	999.00	Operating Transfers	\$ -	
Total Capital Equipment				\$ 10,000.00	
Motor Fuel Tax Fund					
16	0	399.00	Departmental Revenue	\$ 650,040.00	
16	0	399.12	Reserve Transfers	\$ -	\$ 127,000.00
16	0	499.10	Total Personnel Services	\$ -	
16	0	499.20	Total Personnel Benefits	\$ -	
16	0	599.00	Total Contractual Services	\$ 777,040.00	\$ 777,000.00
16	0	699.00	Total Supplies	\$ -	
16	0	799.00	Total Capital Outlay	\$ -	
16	0	899.00	Debt Service	\$ -	
16	0	999.00	Operating Transfers	\$ -	
16	0	999.90	Reserve Transfers	\$ (127,000.00)	\$ -
Total Motor Fuel Tax				\$ 650,040.00	\$ 777,000.00
Fire Public Safety Fund					
22	0	399.00	Departmental Revenue	\$ 502.00	
22	0	399.12	Reserve Transfers	\$ -	\$ 4,998.00
22	0	499.10	Total Personnel Services	\$ -	
22	0	499.20	Total Personnel Benefits	\$ -	
22	0	599.00	Total Contractual Services	\$ 5,500.00	
22	0	699.00	Total Supplies	\$ -	
22	0	799.00	Total Capital Outlay	\$ -	
22	0	899.00	Debt Service	\$ -	
22	0	999.00	Operating Transfers	\$ -	
22	0	999.90	Reserve Transfers	\$ (4,998.00)	\$ -
Total Fire Public Safety				\$ 502.00	\$ 5,500.00
Cemetery Care Fund					
23	0	399.00	Departmental Revenue	\$ 6,500.00	
23	0	499.10	Total Personnel Services	\$ -	
23	0	499.20	Total Personnel Benefits	\$ -	
23	0	599.00	Total Contractual Services	\$ -	
23	0	699.00	Total Supplies	\$ -	
23	0	799.00	Total Capital Outlay	\$ -	
23	0	899.00	Debt Service	\$ -	
23	0	999.00	Operating Transfers	\$ -	
Total Cemetery Care				\$ -	

City of Freeport
FY 2017 Appropriation As Amended
May 1, 2016 - April 30, 2017
As of 7/05/2016

				Original	Amended
				6/3/2016	7/5/2016
Revolving Loan Fund					
24	0	399.00	Departmental Revenue	\$ 10,000.00	
24	0	499.10	Total Personnel Services	\$ -	
24	0	499.20	Total Personnel Benefits	\$ -	
24	0	599.00	Total Contractual Services	\$ 4,500.00	
24	0	699.00	Total Supplies	\$ -	
24	0	799.00	Total Capital Outlay	\$ -	
24	0	899.00	Debt Service	\$ -	
24	0	999.00	Operating Transfers	\$ -	
Total Revolving Loan				\$ 4,500.00	
Downtown TIF District Fund					
25	0	399.00	Departmental Revenue	\$ 198,442.00	
25	0	399.12	Reserve Transfers	\$ -	\$ 265,361.00
25	0	499.10	Total Personnel Services	\$ -	
25	0	499.20	Total Personnel Benefits	\$ -	
25	0	599.00	Total Contractual Services	\$ 404,744.00	
25	0	699.00	Total Supplies	\$ -	
25	0	799.00	Total Capital Outlay	\$ -	
25	0	899.00	Debt Service	\$ -	
25	0	999.00	Operating Transfers	\$ 59,057.00	
25	0	999.90	Reserve Transfers	\$ (265,361.00)	\$ -
Total Downtown TIF District				\$ 198,440.00	\$ 463,801.00
LAMM Road TIF District Fund					
26	0	399.00	Departmental Revenue	\$ 619,825.00	
26	0	399.12	Reserve Transfers	\$ -	\$ 194,681.00
26	0	499.10	Total Personnel Services	\$ -	
26	0	499.20	Total Personnel Benefits	\$ -	
26	0	599.00	Total Contractual Services	\$ 334,322.00	\$ 529,003.00
26	0	699.00	Total Supplies	\$ 194,681.00	\$ -
26	0	799.00	Total Capital Outlay	\$ 260,503.00	
26	0	899.00	Debt Service	\$ -	
26	0	999.00	Operating Transfers	\$ 25,000.00	
26	0	999.90	Reserve Transfers	\$ (194,681.00)	\$ -
Total LAMM Road TIF District				\$ 619,825.00	\$ 814,506.00
West Ave. TIF District Fund					
27	0	399.00	Departmental Revenue	\$ 60,162.00	
27	0	399.12	Reserve Transfers	\$ -	\$ 44,759.00
27	0	499.10	Total Personnel Services	\$ -	
27	0	499.20	Total Personnel Benefits	\$ -	
27	0	599.00	Total Contractual Services	\$ 60,162.00	\$ 104,921.00
27	0	699.00	Total Supplies	\$ 44,759.00	\$ -
27	0	799.00	Total Capital Outlay	\$ -	
27	0	899.00	Debt Service	\$ -	
27	0	999.00	Operating Transfers	\$ -	
27	0	999.90	Reserve Transfers	\$ (44,759.00)	\$ -
Total West Ave. TIF District				\$ 60,162.00	\$ 104,921.00

City of Freeport
FY 2017 Appropriation As Amended
May 1, 2016 - April 30, 2017
As of 7/05/2016

				Original	Amended
				6/3/2016	7/5/2016
Burchard Hills TIF District Fund					
28	0	399.00	Departmental Revenue	\$ 2,005.00	
28	0	399.10	Reserve Transfers	\$ -	\$ 8,109.00
28	0	499.10	Total Personnel Services	\$ -	
28	0	499.20	Total Personnel Benefits	\$ -	
28	0	599.00	Total Contractual Services	\$ 2,005.00	\$ 10,114.00
28	0	699.00	Total Supplies	\$ 8,109.00	\$ -
28	0	799.00	Total Capital Outlay	\$ -	
28	0	899.00	Debt Service	\$ -	
28	0	999.00	Operating Transfers	\$ -	
28	0	999.90	Reserve Transfers	\$ (8,109.00)	\$ -
Total Burchard Hills TIF District				\$ 2,005.00	\$ 10,114.00
Meadows TIF District Fund					
29	0	399.00	Departmental Revenue	\$ 3,889.00	
29	0	499.10	Total Personnel Services	\$ -	
29	0	499.20	Total Personnel Benefits	\$ -	
29	0	599.00	Total Contractual Services	\$ 3,889.00	
29	0	699.00	Total Supplies	\$ -	
29	0	799.00	Total Capital Outlay	\$ -	
29	0	899.00	Debt Service	\$ -	
29	0	999.00	Operating Transfers	\$ -	
29	0	999.90	Reserve Transfers	\$ -	
Total Meadows TIF District				\$ 3,889.00	
Capital Equipment Fund					
31	0	399.00	Departmental Revenue	\$ 250,000.00	
31	0	399.12	Reserve Transfers	\$ -	\$ 102,300.00
31	0	499.10	Total Personnel Services	\$ -	
31	0	499.20	Total Personnel Benefits	\$ -	
31	0	599.00	Total Contractual Services	\$ -	
31	0	699.00	Total Supplies	\$ -	
31	0	799.00	Total Capital Outlay	\$ 352,300.00	
31	0	899.00	Debt Service	\$ -	
31	0	999.00	Operating Transfers	\$ -	
31	0	999.90	Reserve Transfers	\$ (102,300.00)	\$ -
Total Capital Equipment				\$ 250,000.00	\$ 352,300.00

City of Freeport
FY 2017 Appropriation As Amended
May 1, 2016 - April 30, 2017
As of 7/05/2016

				Original	Amended
				6/3/2016	7/5/2016
Fire Improvement Fund					
32	0	399.00	Departmental Revenue	\$ 686,000.00	
32	0	399.12	Reserve Transfers	\$ -	\$ 260,224.00
32	0	499.10	Total Personnel Services	\$ -	
32	0	499.20	Total Personnel Benefits	\$ -	
32	0	599.00	Total Contractual Services	\$ 80,100.00	
32	0	699.00	Total Supplies	\$ -	
32	0	799.00	Total Capital Outlay	\$ 160,000.00	
32	0	899.00	Debt Service	\$ 213,704.00	
32	0	999.00	Operating Transfers	\$ 417,420.00	\$ 492,420.00
32	0	999.90	Reserve Transfers	\$ (185,224.00)	\$ -
Total Fire Improvement				<u>\$ 686,000.00</u>	<u>\$ 946,224.00</u>
Capital Improvement Fund					
33	0	399.00	Departmental Revenue	\$ 550,000.00	
33	0	499.10	Total Personnel Services	\$ -	
33	0	499.20	Total Personnel Benefits	\$ -	
33	0	599.00	Total Contractual Services	\$ 290,000.00	
33	0	699.00	Total Supplies	\$ -	
33	0	799.00	Total Capital Outlay	\$ -	
33	0	899.00	Debt Service	\$ -	
33	0	999.00	Operating Transfers	\$ -	
Total Capital Improvement				<u>\$ 290,000.00</u>	
Landfill Closure Fund					
35	0	399.00	Departmental Revenue	\$ 310,510.00	
35	0	499.10	Total Personnel Services	\$ -	
35	0	499.20	Total Personnel Benefits	\$ -	
35	0	599.00	Total Contractual Services	\$ -	
35	0	699.00	Total Supplies	\$ 235,000.00	
35	0	799.00	Total Capital Outlay	\$ -	
35	0	899.00	Debt Service	\$ 37,432.00	
35	0	999.00	Operating Transfers	\$ -	
Total Landfill Closure				<u>\$ 272,432.00</u>	
Neighborhood Housing Development Fund					
36	0	399.00	Departmental Revenue	\$ 130,000.00	
36	0	499.10	Total Personnel Services	\$ -	
36	0	499.20	Total Personnel Benefits	\$ -	
36	0	599.00	Total Contractual Services	\$ 125,000.00	
36	0	699.00	Total Supplies	\$ -	
36	0	799.00	Total Capital Outlay	\$ -	
36	0	899.00	Debt Service	\$ -	
36	0	999.00	Operating Transfers	\$ -	
Total Housing Development				<u>\$ 125,000.00</u>	

City of Freeport
FY 2017 Appropriation As Amended
May 1, 2016 - April 30, 2017
As of 7/05/2016

				Original 6/3/2016	Amended 7/5/2016
Debt Service Fund					
40	0	399.00	Departmental Revenue	\$ 473,449.00	\$474,699.00
40	0	499.10	Total Personnel Services	\$ -	
40	0	499.20	Total Personnel Benefits	\$ -	
40	0	599.00	Total Contractual Services	\$ -	
40	0	699.00	Total Supplies	\$ -	
40	0	799.00	Total Capital Outlay	\$ -	
40	0	899.00	Debt Service	\$ 473,449.00	\$474,699.00
40	0	999.00	Operating Transfers	\$ -	
Total Debt Service Fund				\$ 473,449.00	\$ 474,699.00
Health and Environment Fund					
51	0	399.00	Departmental Revenue	\$ 1,416,150.00	
51	0	499.10	Total Personnel Services	\$ -	
51	0	499.20	Total Personnel Benefits	\$ -	
51	0	599.00	Total Contractual Services	\$ 1,381,173.00	
51	0	699.00	Total Supplies	\$ -	
51	0	799.00	Total Capital Outlay	\$ -	
51	0	899.00	Debt Service	\$ -	
51	0	949.00	Other Expenditures	\$ -	\$ 14,500.00
51	0	999.00	Operating Transfers	\$ 14,500.00	\$ -
Total Health and Environment				\$ 1,395,673.00	\$ 1,395,673.00
Healthcare Fund					
61	0	399.00	Departmental Revenue	\$ -	\$ 300,000.00
61	0	499.10	Total Personnel Services	\$ -	
61	0	499.20	Total Personnel Benefits	\$ -	\$ 300,000.00
61	0	599.00	Total Contractual Services	\$ -	
61	0	699.00	Total Supplies	\$ -	
61	0	799.00	Total Capital Outlay	\$ -	
61	0	899.00	Debt Service	\$ -	
61	0	999.00	Operating Transfers	\$ -	
Total Healthcare				\$ -	\$ 300,000.00
Police Pension Fund					
71	0	399.00	Departmental Revenue	\$ 2,813,218.00	
71	0	499.10	Total Personnel Services	\$ -	
71	0	499.20	Total Personnel Benefits	\$ -	
71	0	599.00	Total Contractual Services	\$ -	
71	0	699.00	Total Supplies	\$ -	
71	0	799.00	Total Capital Outlay	\$ -	
71	0	899.00	Debt Service	\$ -	
71	0	999.00	Operating Transfers	\$ -	
71	0	999.70	Administration	\$ 131,895.00	
71	0	999.80	Benefits & Refunds	\$ 2,640,000.00	
71	0	999.90	Reserve Transfers	\$ -	
Total Police Pension				\$ 2,771,895.00	

City of Freeport
FY 2017 Appropriation As Amended
May 1, 2016 - April 30, 2017
As of 7/05/2016

				Original	Amended
				6/3/2016	7/5/2016
Fire Pension Fund					
72	0	399.00	Departmental Revenue	\$ 2,305,311.00	
72	0	399.12	Reserve Transfers	\$ -	\$ 880,383.00
72	0	499.10	Total Personnel Services	\$ -	
72	0	499.20	Total Personnel Benefits	\$ -	
72	0	599.00	Total Contractual Services	\$ -	
72	0	699.00	Total Supplies	\$ -	
72	0	799.00	Total Capital Outlay	\$ -	
72	0	899.00	Debt Service	\$ -	
72	0	999.00	Operating Transfers	\$ -	
72	0	999.70	Administration	\$ 163,420.00	
72	0	999.80	Benefits & Refunds	\$ 3,022,274.00	
72	0	999.90	Reserve Transfers	\$ (880,383.00)	\$ -
Total Fire Pension				<u>\$ 2,305,311.00</u>	<u>\$ 3,185,694.00</u>
Foreign Fire Insurance Fund					
74	0	399.00	Departmental Revenue	\$ 34,030.00	\$ 34,030.00
74	0	399.12	Reserve Transfers	\$ -	\$ 33,770.00
74	0	499.10	Total Personnel Services	\$ -	
74	0	499.20	Total Personnel Benefits	\$ -	
74	0	599.00	Total Contractual Services	\$ 11,000.00	\$ 11,000.00
74	0	699.00	Total Supplies	\$ 14,800.00	\$ 14,800.00
74	0	799.00	Total Capital Outlay	\$ 42,000.00	\$ 42,000.00
74	0	899.00	Debt Service	\$ -	
74	0	999.00	Operating Transfers	\$ -	
74	0	999.90	Reserve Transfers	\$ (33,770.00)	\$ -
Total Fire Insurance				<u>\$ 34,030.00</u>	<u>\$ 67,800.00</u>
Drug Forfeiture Fund					
75	0	399.00	Departmental Revenue	\$ 15,000.00	
75	0	499.10	Total Personnel Services	\$ -	
75	0	499.20	Total Personnel Benefits	\$ -	
75	0	599.00	Total Contractual Services	\$ 15,000.00	
75	0	699.00	Total Supplies	\$ -	
75	0	799.00	Total Capital Outlay	\$ -	
75	0	899.00	Debt Service	\$ -	
75	0	999.00	Operating Transfers	\$ -	
Total Drug Forfeiture				<u>\$ 15,000.00</u>	

City of Freeport
FY 2017 Appropriation As Amended
May 1, 2016 - April 30, 2017
As of 7/05/2016

				Original	Amended
				6/3/2016	7/5/2016
Tourism Promotion Fund					
76	0	399.00	Departmental Revenue	\$ 184,000.00	
76	0	399.12	Reserve Transfers	\$ -	\$ 54,180.00
76	0	499.10	Total Personnel Services	\$ -	
76	0	499.20	Total Personnel Benefits	\$ -	
76	0	599.00	Total Contractual Services	\$ 238,180.00	
76	0	699.00	Total Supplies	\$ -	
76	0	799.00	Total Capital Outlay	\$ -	
76	0	899.00	Debt Service	\$ -	
76	0	999.00	Operating Transfers	\$ -	
76	0	999.90	Reserve Transfers	\$ (54,180.00)	\$ -
Total Tourism Promotion				<u>\$ 184,000.00</u>	<u>\$ 238,180.00</u>
Water Fund					
80	0	399.00	Departmental Revenue	\$ 3,549,200.00	
80	0	499.10	Total Personnel Services	\$ 774,221.00	
80	0	499.20	Total Personnel Benefits	\$ 402,552.00	\$ 409,011.00
80	0	599.00	Total Contractual Services	\$ 414,500.00	
80	0	699.00	Total Supplies	\$ 618,100.00	
80	0	799.00	Total Capital Outlay	\$ 285,500.00	
80	0	799.80	Total Depreciation	\$ 406,700.00	
80	0	899.00	Debt Service Interest	\$ 175,000.00	
80	0	949.00	Other Expenditures	\$ 39,000.00	
80	0	999.00	Operating Transfers	\$ -	
Total Water				<u>\$ 3,115,573.00</u>	<u>\$ 3,122,032.00</u>
Sewer Fund					
81	0	399.00	Departmental Revenue	\$ 3,643,911.00	
81	0	499.10	Total Personnel Services	\$ 861,023.00	
81	0	499.20	Total Personnel Benefits	\$ 516,466.00	\$ 523,793.00
81	0	599.00	Total Contractual Services	\$ 264,500.00	
81	0	699.00	Total Supplies	\$ 667,750.00	
81	0	799.00	Total Capital Outlay	\$ 12,500.00	
81	0	799.80	Total Depreciation	\$ 909,200.00	
81	0	899.00	Debt Service Interest	\$ 325,770.00	
81	0	949.00	Other Expenditures	\$ 88,450.00	
81	0	999.00	Operating Transfers	\$ -	
Total Sewer				<u>\$ 3,645,659.00</u>	<u>\$ 3,652,986.00</u>

City of Freeport
FY 2017 Appropriation As Amended
May 1, 2016 - April 30, 2017
As of 7/05/2016

				Original	Amended
				6/3/2016	7/5/2016
Storm Fund					
82	0	399.00	Departmental Revenue	\$ 715,250.00	\$ 725,250.00
82	0	399.12	Reserve Transfers	\$ -	
82	0	499.10	Total Personnel Services	\$ 53,530.00	
82	0	499.20	Total Personnel Benefits	\$ 39,054.00	\$ 39,489.00
82	0	599.00	Total Contractual Services	\$ 67,000.00	
82	0	699.00	Total Supplies	\$ 19,500.00	
82	0	799.00	Total Capital Outlay	\$ -	\$ -
82	0	799.80	Total Depreciation	\$ 250,000.00	
82	0	899.00	Debt Service Interest	\$ 295,439.00	
82	0	949.00	Other Expenditures	\$ 500.00	
82	0	999.00	Operating Transfers	\$ -	\$ -
Total Storm Sewer				\$ 725,023.00	\$ 725,458.00

* Departmental budgets are higher this fiscal year, because employee benefits are being allocated directly to them. This is offset by a reduction in the interdepartmental department.